

TIK TOK

(Including Musical.ly)



Tik Tok is a social media platform for creating, sharing and discovering short music videos. Every day, millions of people use Tik Tok as an outlet to express themselves through singing, dancing, comedy, and lip-syncing. The app celebrates creativity with videos recorded in 15 seconds or less and shared across the Tik Tok community.

You have the ability to make cool, short videos—songs or short dialogues – that you can share with the world, and people can see them. Think MTV meets SNL meets karaoke meets Dubsmash meets American Idol meets Instagram.

Challenges

- 12+ content in the songs lyrics. Swearing and adult concepts in the provided music.
- Pornography, graphic content, suicide notes.
- Tik Tok users can search for other users to view or follow near their own location/city.
- User generated videos can be viewed and shared onto other social media and messaging apps increasing exposure.
- Bullying in comments.
- Users can publicise their messenger usernames or social media profiles on their Tik Tok profile.
- Many underage accounts with large amounts of followers.
- Easy for users to create multiple accounts and hide them from their parents.
- Fake Tik Tok apps on the app store that charge for download or offer followers.

NOTE: TikTok offers a live feature for users with 1000+ followers on their profile. This service is intended for ages 16+

How Do I Delete My Tik Tok Account?

- Open the Tik Tok app and login.
- Tap on the person icon at the lower right of your screen to open your profile.
- Click on the three dots located in the upper right corner.
- Click on 'Privacy and Settings'.
- Click on 'Manage my Account'.
- Add a phone number if you haven't already.

- A verified phone number is a requirement for removing your Tik Tok account.
- Scroll to the bottom of the page where it says 'Thinking about removing your account?' Tap it.
- Tap 'Send Code'.
- Wait for the code to be sent.
- Enter the 4-digit code within 60 seconds of it being sent to you. Then hit continue.
- Read over the implications of removing your account. Hit continue if you agree with the terms.
- Hit 'Delete Account'. You'll be logged out and your account will be deleted.

How Do I Block a Tik Tok Account?

- Open the Tik Tok app and login.
- Tap on the magnifying glass.
- Search for the user you want to block.
- Tap their name or photo.
- Tap on the '...' icon.
- Tap 'Block'.

How Do I Report a Tik Tok Account?

- Open the Tik Tok app and login.
- Tap on the magnifying glass.
- Search for the user you want to block.
- Tap their name or photo.
- Tap on the '...' icon.
- Tap 'Report' and fill out the user report.

App Fact Sheets available from the Carly Ryan Foundation. Please email: info@carlyryanfoundation.com

Fortnite is a video game for PlayStation 4, Xbox One, Windows, Mac and mobile allowing up to 100 users per game onto an island/map to build structures, hunt for weapons and equipment. Players are dropped onto the game map and must compete to be the last one standing. There are three modes of play in Battle Royale: Solo, Duo and Squad.

Challenges

Micro transactions

There are opportunities for players to spend real money on items in the game.

Fortnite encourages a membership upgrade called a Battlepass, as well as in-game currency called V-Bucks to buy bonus items. You can buy things like new looks and new dances. Most platforms allow you to block in-app purchases via parental controls, so be sure to set up yours if you don't want your kids maxing out the credit card. CRF recommends using a pre paid credit card or gift card for in-app purchases.

The game's online chat feature (especially in Battle Royale) can expose younger players to offensive language, mature content and contact from strangers. CRF doesn't recommend games with open chat for kids under 13.

How do I turn off voice chat?

Open the Settings menu in the top right of the Fortnite home page by selecting the three bars, then the cog icon. Choose the audio tab at the top of the screen. From there, you can adjust several audio features, including voice chat. Turn the setting from on to off by tapping the arrows. You will need to take steps to make sure your child isn't exposed to the inappropriate language of other players by keeping them in solo mode or ensuring that they're teaming up with friends.

To report

Users can report other users for harassment, inappropriate language, bullying and hacking. Just click 'Email Us' and fill out the required fields. After selecting the Product and Game Mode, select Report Player as the Issue Type. This will make sure these reports are directed to the correct team.

If a user wants to delete a 'friend' within the game they can simply go to the icon on the top right of the screen with the three figures and select the user and click 'unfriend'. There is no way to block a user in the game. If a user is harassing another user they should follow the appropriate steps above to report them.

Like any online game, Fortnite can be a positive social activity that keeps kids connected to their friends (not to mention a great potential bonding experience if you choose to play with your child). Just be mindful of screen time and monitor that chat. We always encourage open conversations around privacy and personal safety.

App Fact Sheets available from
the Carly Ryan Foundation. Please email:
info@carlyryanfoundation.com

ROBLOX is the world's biggest platform for emerging and independent game developers, and they offer the ability to earn real money from their creative efforts.

ROBLOX is open to people of all ages. Each player starts by choosing an avatar and giving it an identity. They can then explore ROBLOX - interacting with others by chatting, playing games, or collaborating on creative projects. Each player is also given their own piece of undeveloped real estate along with a virtual toolbox with which to design and build anything.

NOTE: Although Roblox is primarily for children, without permission from a parent or legal guardian the app is deemed 18+.

Challenges

The purpose of the game is for players to interact and make friends with one another. This is achieved by wandering around the online world to stop and talk with other players. The most dangerous aspect about the game is that it appeals most to young children under the age of 12 and therefore a very easy platform for predators to target them.

The game also allows players to invite each other into their online bedrooms and engage in sexualised behaviour. Whilst there are no 'simulated' sex acts, the insinuation is there. More advanced players are able to create their own online worlds for other players to enter, which often means that pornographic content can be uploaded for children to see.

To report abuse in-game:

- Click on the Menu button, located at the upper left of the screen. This icon looks like three lines stacked on top of each other.
- Click Report tab at the top of the menu.
- Click on the Which Player pull-down menu, and select which player to report.

- Click on the Type of Abuse pull down menu, to select the inappropriate action.
- Additional details can be written in the Short Description box.
- Click Submit to finalise.

How to block a user

To block a Roblox member go to their profile page. Under their character thumbnail, you'll see a 'More' button. Hit the button, and click 'Block user'. This adds the user to your block list, which you can manage at any time within the 'Privacy' tab of the Account Settings page.

Like any online game, Roblox can be a positive social activity that keeps kids connected to their friends (not to mention a great potential bonding experience if you choose to play with your child). Just be mindful of screen time and monitor that chat. We always encourage open conversations around privacy and personal safety.

App Fact Sheets available from the Carly Ryan Foundation. Please email: info@carlyryanfoundation.com



Instagram is a photo and video sharing app that has been an almost exclusively mobile platform. Once the user has either taken/selected a photo or video they can scroll through the editing filters and experiment with the best one for that particular image.

How does it work?

After the user has created an account they can follow other Instagram users and 'like' or 'comment' on their photos and videos. Instagram is owned by Facebook and accounts between the two can be linked to verify the users age and identity.

Instagram accounts are public by default, but can be set to 'private' if the user wishes. If an account is set to public then it opens it up for any other user on Instagram to view. If the account is set to 'private' then only the users that follow the account are able to view it. Setting an account to private allows the user to choose who follows them, which gives the user more control of who is able to view their content.

Instagram is being used by young people to share their lives with their friends. Some challenges around the use of Instagram are young people taking nude selfies and seeking attention and acceptance from strangers, bullying comments and the ability to access inappropriate photos and videos. It is important you know how to block and report inappropriate users on Instagram.

Privacy Settings

Account settings can be found by selecting the three dots on the right hand side of the top of your profile page:

- Scroll to 'Privacy and security'
- Tap 'Account privacy'
- Switch on the toggle 'Private Account'

We would recommend turning off the location function for the camera on the users mobile device.

By doing this, it ensures that the location of where the photo was taken isn't embedded in the image. If location services are turned on for the camera then any one can drag and drop a photos geotag information into a Google search and locate exactly where the photo was taken. For most smart devices, this option can be toggled within their 'Settings' menu.

How do I block or report another user on Instagram?

To report a post:

Tap the three dots above the post
Tap Report and follow the on-screen instructions

To report a profile:

Tap the three dots at the top of the profile
Tap Report and follow the on-screen instructions

Like any social media Instagram can be a positive social activity that keeps kids connected to their friends. Just be mindful of screen time and be aware of who they are connecting with. We always encourage open conversations around privacy and personal safety.

App Fact Sheets available from
the Carly Ryan Foundation. Please email:
info@carlyryanfoundation.com

the *Carly Ryan* foundation. **APP FACTS**

AMONG US



Among Us is an online multiplayer social deduction game. The game takes place in a space-themed setting, in which players each take on one of two roles, most being Crewmates, and a predetermined number being Impostors. The goal for the crewmates is to use their detective work to vote out the imposters before they eliminate all the crewmates.

Although Among Us is suitable for ages 9 and above, the game relies heavily on communication. It is always a good idea to make sure your child is supervised and understands how to stay safe before giving them access to a game that allows them to communicate with strangers.

Challenges

- Inappropriate usernames
- Abusive language & inappropriate chat
- Online grooming
- No report functionality
- Focus on getting users to private chat applications (i.e. Discord)

A Focus On Discord

The Among Us experience can be enjoyed on computer and mobile devices, but the app itself only offers communication through text giving a limited user experience. YouTube and streaming personalities have popularised the use of voice chatting through Discord while playing Among Us to enhance the gameplay, inciting players to do the same. Players who are strangers commonly exchange Discord details to meet on private chat servers; a safe practise if a user only communicates about the game, but can quickly become confronting and uncomfortable if the conversation diverts to personal information.

How Do I Report A User?

Unfortunately at this time Among Us does not offer an option to report users.

How Do I Censor Chat?

Note: These steps are for Among Us mobile

1. Open up your Among Us app
2. Click circular cogwheel icon at bottom
3. Confirm that 'Censor Chat' is on, if not tap the button and activate the filter. The box around the button should be green.

It is worth highlighting that as easy as it is to turn on, the same can be said for turning it off.


Like any game, Among Us can be a positive social activity that keeps you connected. Just be mindful of screen time and be aware of who you are connecting with. We always encourage open conversations around privacy and personal safety.

App Fact Sheets available from the Carly Ryan Foundation. Please email: **info@carlyryanfoundation.com**

carlyryanfoundation.com

the *Carly Ryan* foundation. **APP FACTS**

MINECRAFT



Minecraft is a video game that allows the player to build, destroy and create whatever they can imagine. You are placed onto a map that has an endless amount of resources for the player to use to create armour, weapons, build, find food and other activities in order to survive the environment and the monsters that inhabit the area. Minecraft can be played in single player mode, local multiplayer mode or in *Minecraft Realms* which gives you the option to play with hundreds of players online at one given time.

Minecraft is suitable for ages 7 and above. Although, it is always a good idea to make sure your child is supervised and understands how to stay safe before giving them access to a game that allows them to communicate with strangers.

Minecraft Realms

Minecraft Realms allows you to play with up to 100 players at one time. Players can publicly and privately chat to each other over the inbuilt game chat feature which may lead to other apps being involved for communication, such as: Discord and TeamSpeak. The inbuilt chat can be disabled to allow the user to enjoy online gaming without the unwanted communication with strangers.

How To Disable In-Game Chat:

1. Log onto Minecraft and click on 'Options' on the main screen.
2. Click on 'Chat Settings'
3. Click 'Chat: Shown' until it reads 'Chat:Hidden'

Challenges

Playing Minecraft in single player does not put the user in any danger from other players, however playing in Minecraft Realms or multiplayer mode may put your child at risk of inappropriate behaviour, harassment and other forms of online cyber bullying.

Reporting Inappropriate Behaviour

Users who enter publicly joinable realms are subject to the rules and regulations of the player who created the realm.

Inappropriate behaviour is to be reported to the administrators of the realm--typically volunteers and in-game players--and will be actioned inhouse rather than through the creators of Minecraft.

Like any online game Minecraft can be a positive social activity that keeps kids connected to their friends. Just be mindful of screen time and be aware of who they are connecting with. We always encourage open conversations around privacy and personal safety.

App Fact Sheets available from the Carly Ryan Foundation. Please email:
info@carlyryanfoundation.com

carlyryanfoundation.com



Snapchat is a popular messaging app that lets users exchange pictures and videos (called snaps) designed to disappear after they're viewed.

How does it work?

On Snapchat, users go by a handle.

To add friends, you can upload your contacts, search for people you know or use the 'Quick Add' feature which suggests friends of friends or strangers easily. You can also automatically add someone by taking a picture of their "Snapcode," a special QR code unique to each user.

To begin a conversation every Snap starts with a photo or video. Snapchatters can layer text, emojis, doodles, and more on top, and choose how long they want the Snap to be displayed (up to 10 seconds, or until the receiver clicks off). Then, you can send the Snap to one or more friends. Stories is a feature that lets you string Snaps together into one longer narrative that stays available for 24 hours.

Be mindful who are you sharing images with and always remember that everything on the internet is permanent. Make sure you are happy for potentially anyone to see your snaps and share without permission.

Live Stories

Live Stories are compilations of Snaps submitted by Snapchatters from events and locations around the world. Discover allows you to explore channels from established publishers who curate their own content. The Discover screen in Snapchat also includes a selection of the day's Live Stories.

Video and Text Chat

Snapchat also allows for one-on-one chat. Like Snaps, chats are cleared when a recipient leaves the Chat screen. But you always have the option to save a message you'd like to keep.

Lenses, Filters and Stickers

There are many ways to customise the look of your Snaps. Lenses add real-time special effects and sounds to a Snap. Filters offer different design overlays. Geo-filters are a popular way to customise your Snap at specific locations or events around the world. Stickers are colourful images and cartoons that give you additional ways to share content.

Memories

Memories is a private collection of the Snaps and Stories that you choose to save and that don't disappear. You can use Memories to create new Stories and Snaps. You can also choose to store certain Memories in the password-protected "My Eyes Only" section, which is an important feature for parents to be aware of.

Snapcash

Snapchat's payment feature is not for users under 18, but you should know about it so nobody "borrows" your debit card to pay someone back or receive money via Snapchat. Snapchat partnered with Square Inc., to enable users to link their Snapchat and debit card accounts to be able to make peer-to-peer payments for things like paying someone back for lunch.

Spectacles

Spectacles consists of sunglasses with a built-in video camera. The glasses light up to show that you are taking a Snap, this may not be obvious to everyone at first so if your kids are using Spectacles, talk with them about protecting other people's privacy by asking permission before recording them. You can connect the glasses directly to a phone via Bluetooth or WiFi to add videos to Memories.

Challenges

Snapchat is the number one application used for 'sexting' or 'sending nudes' between underage people. Users must be mindful of the social and legal consequences of sending images like these. If the user is under 18 years old it is illegal for them to produce, distribute or possess these types of images.

Child abuse pictures are illegal if they are:

- asked for;
- taken;
- received and kept; or
- sent, posted or passed around

The maximum penalty for sharing child abuse material can be up to 15 years in jail this includes an offenders details placed on the sex offender register.

the Carly Ryan foundation. APP FACTS

SNAPCHAT



Privacy

Privacy settings that are available within Snapchat are the ability to restrict who can send a user photos or videos, 'snaps'. This can be enabled by going into the Settings menu, select 'Who can send me snaps', then select 'My friends'. This will ensure only people the user knows will be able to connect with them via the application.

It is important to read the Snapchat privacy policy as it provides information about how the images and videos are stored and used. Users need to be aware that Snapchat has the right to reproduce, modify and republish photos and videos, and save them to the Snapchat servers, particularly in relation to the 'Live Story' feature.

Snap Map

The Map allows Snapchat users to see where their friends are, as long as these friends choose to share their locations with them. Location sharing with friends via the Map is optional and is off by default; however, if you submit a Snap to Our Story, it may appear publicly on the Map in the exact location it was taken. Once you opt-in, whatever audience you're sharing with can see your live location updated, every time you open the Snapchat app, regardless of whether you send them or anyone else a Snap.


Location Sharing Options Include:

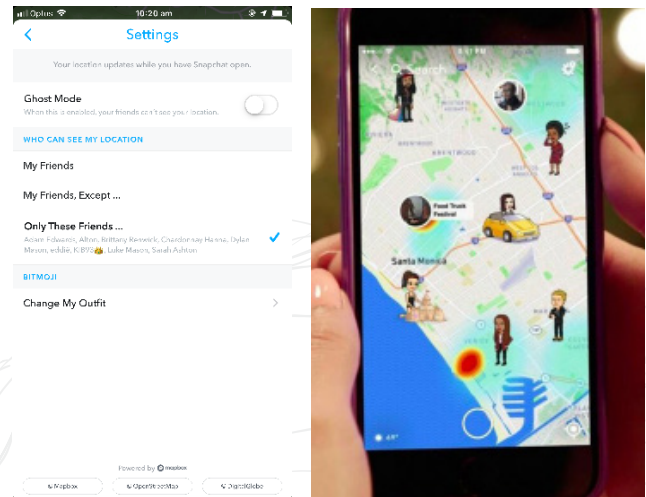
Only Me (Ghost Mode):

Your location won't be visible to anyone else on the Map. You can turn Ghost Mode on and off or opt to set a timer.

Select Friends: Choose specific friends to share your location with. Friends you select aren't notified when you choose them.

My Friends: Your location will be shared with all of your friends this includes friends you add in the future. This option doesn't include people who've added you as a friend, but who you haven't added back.

To edit your location settings, just tap the  button in the top-right corner of the Map screen. You can change who can see your location, or you can hide your location completely by going into Ghost Mode.



How to block a user

- Go to your friends list.
- Hold the name of the offending user.
- Select 'More' on the menu that appears.
- Select 'Block' to stop receiving Snapchats from that person or pick 'Remove Friend' if you want to remove them from your contacts.

How do I report abuse on Snapchat?

To report a Story on the web from your computer, click the button on the video, then click 'Report'.

Like any social media Snapchat can be a positive social activity that keeps kids connected to their friends. Just be mindful of screen time and be aware of who they are connecting with. We always encourage open conversations around privacy and personal safety.

App Fact Sheets available from the Carly Ryan Foundation. Please email: info@carlyryanfoundation.com

carlyryanfoundation.com

 TheCarlyRyanFoundation  @thecarlyryanfoundation  @TeamCarlyCRF

 Carly Ryan Foundation Inc 2020

Facebook is a social networking service where millions of people go to interact with others. Facebook has over one billion active users, more than half of them use Facebook on a mobile device. The user can create a personal profile with photos, lists of personal interests, contact information, and other personal information which is shared among their chosen friends.

Facebook users have the ability to interact with a wide range of individuals. Through Facebook's news feed, users have the ability to interact in public conversations with people who are not within their friends list.

How to make your Facebook profile private

Step 1

- 1 Click on the three parallel lines at the bottom right corner of the screen.
- 2 Scroll to the bottom and click the 'Settings & Privacy' tab and click 'Settings'.
- 3 Click on the Timeline and Tagging option. You can control everything with regards to who gets to post and tag on your Timeline and also who can see it. Go through all seven options and customise it for you. Activating Timeline review is also recommended. Once you've done this your Timeline will only be viewable to the people you choose to look at it.

Step 2

Go to the 'Privacy' tab in the settings page. Facebook offers you several different options so you can adjust exactly how private you want to be. Check your privacy settings regularly. Often when Facebook updates the settings may go back to public by default.

Other Privacy Settings

To manage your privacy on Facebook (on a computer), access the privacy settings by clicking on the downward facing arrow in the upper right-hand side of the page and select 'Settings'. In the left hand column, click on 'Privacy'.

To access these settings on a mobile device select the three lines on the bottom right of your screen. Scroll down to 'Settings & Privacy'. Here you can change a number of settings: Restricting who can see the users profile and timeline.

Under the 'Who can see my stuff?' section, users can manage who is able to access their timeline and profile. Next to 'Who can see your future posts?', click on 'Edit' to ensure that 'Friends' is selected.

How can I report a fake profile?

If you have a Facebook account and want to report someone that's pretending to be you or someone you know:

- Go to the profile of the impersonating account.
- Click on the cover photo and select Report.
- Follow the on-screen instructions for impersonation to file a report.

How do I block another user on Facebook?

- Click at the top right of any Facebook page.
- Click Privacy Shortcuts.
- Click 'How do I stop someone from bothering me?'
- Enter the name of the person you want to block and click Block.
- Select the specific person you want to block from the list that appears and click Block again.

App Fact Sheets available from
the Carly Ryan Foundation. Please email:
info@carlyryanfoundation.com

the *Carly Ryan* foundation. **APP FACTS**

MESSENGER KIDS



Age rating according to app provider

Messenger Kids is a new version of the popular app Messenger which allows children to be in a safe environment to connect with their friends and family. Parents are also in control of management ensuring their child can communicate positively and safely. Messenger Kids is made so the user does not need a phone number to call or text other users.

Messenger Kids is designed for kids between the ages of 6 and 12 years old. Due to US federal law users under the age of 13 cannot legally sign up for Facebook, so this version of Messenger must be set up through an adult Facebook account.

Does Messenger Kids cost anything?

Messenger Kids is free on the app store. A parent or child simply needs to search for it in the search tab on the Apple Store or Android Marketplace and click 'install' or 'download'.

Set up guide:

1. Download the Messenger Kids app to your child's phone or tablet.
2. Authenticate your child's device using your own personal Facebook login.
3. Create an account for your child by adding their name.
4. Parental controls (such as accessing data from your child's account) are available in the Parent Portal on your main Facebook app.

How to add friends?

1. Click to select your child's account
2. Click 'Choose Contacts'

You can search for people you'd like to add or select a category (example: family members, other kids, your friends), then click add. If you can't find one of your child's friends, click 'invite' to send an invitation to their parent so they can download the Messenger Kids app.

What to do if a user is bullying or harassing:

Your child has the option to mute the conversation or to block a user in an instant if they feel unsafe or threatened. Alternatively, the parent can delete the contact so the child can no longer hear from this user. You can also report the user to Facebook within the app.

Messenger Kids Tips:

- Monitor who your child connects to
- Keep an open dialogue with your child to ensure they are enjoying the application safely
- When adding friends, verify the user together to instill critical thinking skills in your child


Like any social media Messenger can be a positive social activity that keeps kids connected to their friends. Just be mindful of screen time and be aware of who they are connecting with. We always encourage open conversations around privacy and personal safety.

App Fact Sheets available from the Carly Ryan Foundation. Please email: info@carlyryanfoundation.com

carlyryanfoundation.com

the *Carly Ryan* foundation. **APP FACTS**

CALCULATOR%



The calculator% app is an application that is designed to help the user hide photos and videos behind the applications screen.

This application appears to look like a calculator, but upon entering a passcode it opens up a private vault where files are stored securely and cannot be viewed in the iPhone or Androids default camera role.

To get files into your Private Calculator

In the app itself, you can tap the '+' sign to select Wi-Fi transfer, which gives you an IP address to type on your computer's web browser. You can also import files through your camera roll (photos and videos).

Private Calculator can display and open a number of media types, including photo's (such as .jpeg, .gif, .bmp and .png files), videos (.mp4, .avi, .mkv, .wmv, .flv), music and audiobooks (.mp3), Microsoft Office files (.doc, .xls, .ppt), other assorted documents (.txt, .pdf) and even downloaded websites (.htm).

Challenges

Some of the concerns regarding this app are the fact that your child might potentially be hiding explicit photos, videos or other content.

If your child is under 18 years old it is illegal for them to produce, distribute or possess these types of images.

Child abuse pictures are illegal if they are:

- asked for;
- taken;
- received and kept; or
- sent, posted or passed around

The maximum penalties for child abuse material can be up to 15 years in jail and being placed on the sex offender register. The maximum penalty for an act of indecency is 2 years in jail if the person in the picture is under 16. If the person is over 16, the maximum penalty is 18 months in jail.

What can parents do to keep their kids safe on calculator% app?

- Consider deleting this app
- Remind your kids that everything is public
- Have a dialog with your kids about sexting and sending inappropriate photos to others
- Explain to your kids that they should be careful with sharing their photos with anyone, as they can be forwarded

It is important to have open honest communication with your child regarding sexting.

We always encourage open conversations around privacy and personal safety.

App Fact Sheets available from the Carly Ryan Foundation. Please email: info@carlyryanfoundation.com

Twitch is a live streaming video platform owned by Twitch Interactive, a subsidiary of Amazon. The site primarily focuses on video game live streaming, including broadcasts of eSports competitions, in addition to music broadcasts, creative content, and more recently, "in real life" streams. Content on the site can be viewed either live or via video on demand.

What is Twitch?

The leading live streaming platform where people play games, make crafts, and showcase their day-to-day lives, attracts over two million broadcasters every month. The number grows each year, thanks in part to how easy it has become to live stream, and platforms like Facebook, Instagram and YouTube also increasingly encourage people to share and watch live stories. With the push of a button on your game console or phone, you can share whatever you're doing at that exact moment with friends and strangers alike. The rise of popular (and profitable) influencers on platforms like YouTube and Twitch has also made the idea of being an online influencer aspirational. Some parents note that their children pretend to unbox toys to a nonexistent audience, and teachers report that their students often say they want to pursue YouTubing as a career.

If live streaming is a practice, the person behind the camera is the product. While there are things you can practice and improve, your popularity as a streamer comes down to whether or not people like you or find you interesting.

Challenges

Live streaming can be a fun activity, but not being able to edit your content at a later stage poses challenges. Whatever you say is out there for good, and users should be conscientious of the dialogue they use.

Choosing just to stream the game is the safest possible option available, adding in live video streaming of yourself can open up challenges with accidental leaking of personal information. It allows anyone and everyone to see what you look like and your personal environment. Be wary of accidentally leaving personally revealing objects in frame (i.e. a school uniform, or a letter with an address). Ensure that you have conversations with your young person about potential risks involved, such as stranger contact, potential bullying or their information being taken advantage before letting them livestream.

Sexualised Content

There is a prevalent subculture of sexual and lewd behaviour popular thanks to the ability to send monetary donations to streamers. Users have found other ways around the new clothing guidelines, wearing revealing attire, or acting salaciously.

Chat Rooms & Private Messages

Twitch allows its viewers to join in on the conversation with chat rooms. Many Twitch channels are known for their offensive humour and thousands take the opportunity to spew racist bigotry, insults, and other hate speech.

Twitch have released an 'AutoMod' feature which can be enabled on channels to block certain offensive words before they are published, although there are ways around such features, such as deliberately misspelling banned terms.

There is also a 'Whisper' feature, which allows you to talk privately with other users. This allows people to share messages in secret to members of a channel or chat room, which could allow for cyberbullying, grooming or other malicious activity.

What can parents do to keep their kids safe?

We always advocate for communication first. Discussing these issues with your child is the best way to reach a mutual understanding about what is and isn't okay in your family or community.

If you don't want to restrict Twitch in your home, there are some steps you can take to minimise the risks.

- *Ensure you know what channels your child is subscribing and watch a snippet of their content.*
- *Immediately block any strangers that try to send personal messages, or ask your child for any information on themselves.*
- *Don't let preteens watch Twitch content unsupervised.*

App Fact Sheets available from the Carly Ryan Foundation. Please email: info@carlyryanfoundation.com



Telegram is a messaging app with a focus on speed and security, it's super-fast, simple and free. You can use Telegram on all your devices at the same time — your messages sync seamlessly across any number of your phones, tablets or computers.

Telegram is a free texting application with zero advertisements.

All the texts and phone calls are encrypted through Telegram, and you can send absolutely any file type you want — even large ones up to 1.5 GB. This is unique to most messaging apps that support image and video files.

The messages are synced across all supported devices because the messages and files are stored in the cloud. You can delete texts whenever you want and make secret chats that dissolve messages on a timer.

Challenges

You can address up to 5,000 of your closest friends in one single group message.

Secret Chats are possible and encouraged. The app explains how to create a Secret Chat message – these messages are not available in the cloud and cannot be accessed on other devices – only the sending and receiving device can access the content of the messages.

If your child uses this, it should be with no usernames and just between family members and trusted friends; however, this app makes these details difficult to monitor and enforce. The app was clearly created for adult interaction. The secretive nature of this app lends itself to inappropriate and questionable content sharing and behavior. The ability to connect with total strangers with the added option for secret environments and conversations is extremely risky and problematic for teens.

How do I block on Telegram?

Open the Telegram app on your Android. The Telegram icon looks like a white paper plane in a blue circle.

- Tap the three horizontal lines icon.
- Tap Contacts on the menu.
- Select the contact you want to block.
- Tap your contact's name or profile picture.
- Tap the three dots icon.
- Tap Block on the menu.
- Tap OK in the pop-up.

How do I delete my Telegram account?

IOS

- Go to <https://my.telegram.org/auth?to=deactivate>
- Enter Telegram associated Phone number.
- Confirmation code sends to your Telegram account.
- Enter the confirmation code.
- Click on Deactivate account option.
- Under Delete your account option click on Done.
- Click on Yes, delete my account button.

Android

- Go to <https://my.telegram.org/auth?to=deactivate>
- Type your phone number.
- Tap Next.
- Type the confirmation code.
- Tap Sign In.
- Tap Deactivate account.
- Tap Done.
- Tap Yes, delete my account.

App Fact Sheets available from the Carly Ryan Foundation. Please email: info@carlyryanfoundation.com

the *Carly Ryan* foundation. APP FACTS

APEX LEGENDS



Apex Legends is a free-to-play online battle royale game where users drop into a map in the hunt for weapons and equipment. The users then hunt each other down in the hope to become number 1. Players can either play by themselves, in pairs or in a squad of three.

Apex was released for Microsoft Windows, PlayStation 4, and Xbox One on February 4, 2019 and registered 25 million players in their first week; Fortnite taking two weeks to reach that same number. Apex Legends is similar to Fortnite in the way that the game is free to download and available for everyone. Users also have the choice to buy cosmetic items (micro transactions) which allow their character to look unique to others.

Challenges

Users are able to connect with other random users around the world through their in-game voice chat feature. This poses potentially inappropriate contact between users.

Be aware if your child has access to a bank card, or bank card details that have been previously saved onto a device as they may be able to purchase in-game cosmetic items through the games in-game micro transaction store.

How do I report / unfriend another user?

Users can report other users for harassment, inappropriate language, bullying and hacking but it has to be done externally.

To Report

Due to no in-game reporting system, Apex players must file a report through EA's website (<https://help.ea.com/en/contact-us/>) and file a claim with whatever evidence they are able to provide. EA will then contact them after their assessments.

A few helpful tips when reporting players:

Make sure to include the player(s) full in-game name, spelled as accurately as possible! If it looks like the player is using unusual or uncommon characters in their in-game name, screenshots are totally acceptable documentation. Screenshots & video are incredibly useful tools for validation.

Understanding the in-game store:

Apex Legends is free to play, but it's monetized with a loot box system that is similar to that of Overwatch. The biggest difference, for now, is that the loot boxes in Apex Legends cost more, and they're not as good.

The loot boxes of Apex Legends are called Apex packs, and each one contains three items. Loot can be of common, rare, epic or legendary quality, and at least one item in each pack will be rare or better.

Each Apex Pack offers the following kinds of loot; character skins, weapon skins, banner frames (a frame around the character

on the load screen and on the box that drops when a player dies), banner poses, stat trackers, quips (voice lines), finishing animations and crafting metals (metals that drop in small amounts as loot, crafting a legendary weapon or skin costs 1,200 Crafting Metals).

None of these items will affect in-game performance; they are purely cosmetic. The legendary characters skins arguably give the coolest visual upgrades, while weapon skins, finishers, and banner frames offer a descending amount of in-game prestige among opponents.

You can only get a total of 45 free boxes from levelling up in the game, and if you want more, you have to buy them with Apex Coins, a premium currency that you buy with real money. You can also get extra currency for buying in larger increments, which is a common tactic used by games with premium currency to make players spend as much as possible as quickly as possible.

EA and Respawn sell Apex Coins in these bundles:

- 1,000 AC for \$10 (100 coins per dollar)
- 2,150 AC for \$20 (107.5 coins per dollar)
- 4,350 AC for \$40 (108.75 coins per dollar)
- 6,700 AC for \$60 (111.66 coins per dollar)
- 11,500 AC for \$100 (115 coins per dollar)

Please note: dollars are US, Australian conversion will apply in-game.

You can also buy skins a la carte from a rotating selecting screen that offers one legendary character skin and two legendary gun skins per week. You'll pay for the privilege however: Each skin costs 1,800 Apex Coins, which is roughly equivalent to \$13.

App Fact Sheets available from the Carly Ryan Foundation. Please email: info@carlyryanfoundation.com

carlyryanfoundation.com

TheCarlyRyanFoundation @thecarlyryanfoundation @TeamCarlyCRF

Carly Ryan Foundation Inc 2020

the Carly Ryan foundation. APP FACTS

HOUSEPARTY



As the name suggests, Houseparty is a virtual version of a big get-together. If your friends are “in the house”, you can chat to them one on one—or you can gather a group in a room to talk or play games, either locking that room’s door or leaving it open for new people to walk in and join you.

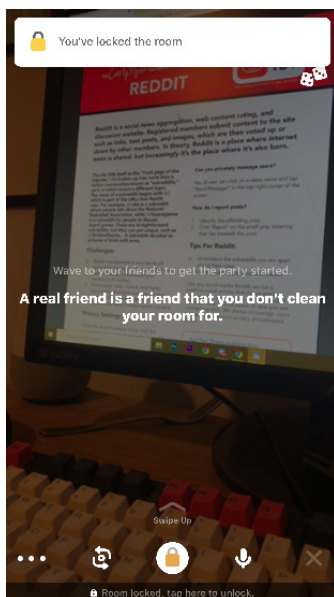
How Does Houseparty Work?

When starting an account with Houseparty, the app will ask users to allow access to their notifications, microphone & camera and location services to go forward with their profile. To get connected, Houseparty will ask to either connect Facebook and/or Snapchat contacts and then begin adding them to a users Houseparty contacts. Alternatively, users can click the ‘+’ icon at the top right and add friends by searching their username.

Once the app has opened, a users ‘room’ (unless locked) is open for anyone on their contact list to join. When a friend joins, friends of theirs can join too. The maximum number of users that can enter a room is eight.

On top of Houseparty’s room feature, users can also receive notifications when friends are online, can play games, privately message users and send ‘Facemails’ (video messages) to their friends list.

Locking Your Room



‘Locking your room’ prevents anyone from entering the users room, unless personally invited. For younger users, we highly recommend they keep their rooms locked and only invite users they know personally.

1. Open Houseparty app
2. Hover your finger on top of the Houseparty title and drag down
3. Tap the open padlock icon in the middle at the bottom

How Do I Block/Report A User?

1. On the title screen, tap the users name
2. When the new tab opens, click the cog wheel next to the users name
3. Click the Block/Report option on the new pop-up

Additionally, you can also choose the options: “Ghosting”, “In The House” and “Unfriend”.

In The House: When switched on, you receive a notification when this user is online

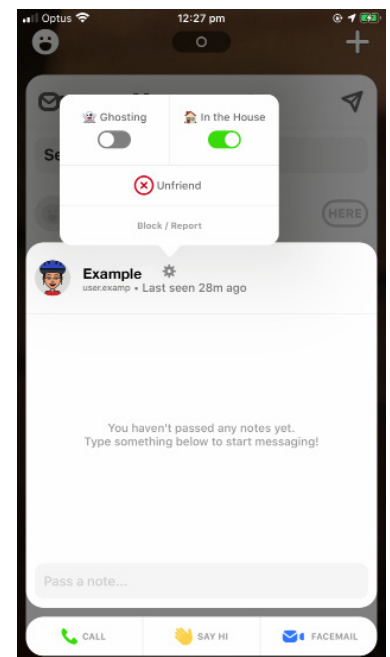
Ghosting: When switched on, this selected user will not receive notifications when you are online.

Unfriend: Remove user from contacts

Challenges

- Private text & video messaging
- No established privacy settings
- Stranger contact via mutual friends in a room
- Hiding identity via the ‘disable camera’ feature

Houseparty can be a positive social activity that keeps users connected to their friends. Be mindful of screen time and aware of who you are connecting with. We encourage open conversations around privacy and personal safety.



App Fact Sheets available from the Carly Ryan Foundation. Please email: info@carlyryanfoundation.com

carlyryanfoundation.com

TheCarlyRyanFoundation @thecarlyryanfoundation @TeamCarlyCRF

Carly Ryan Foundation Inc 2020